






LEGEND

-  1 Hour Fire Rated Partition
-  Exit Door w/Egress Capacity
-  Fire Door w/ Rating
-  Illuminated Exit Sign
-  Fire Extinguisher Location

 N
 1
 FOUNDATION PLAN
 1/16" = 1'-0"